

PRODUCT CATALOGUE

2024-2025




PERFECT SAUNA EXPERIENCE FROM YLIVIESKA, WITH DECADES OF EXPERIENCE

Fell streams, clear summer nights, a calm lake and the smell of a birch grove are all part of the Finnish landscape – just like the sauna. One of the most essential aspects of Finnish culture is our saunas, and we at Ylivieska are particularly proud of it. Whether you've been on a hike in the forest or had a hard day at work, you'll find the needed relaxation and refreshment in the sauna. There are many stories about the sauna culture, and the best are told by Mondex, from Finland's Ylivieska.

Mondex's story began in 1992 in Kokkola, Central Ostrobothnia. Our first stoves, soapstone stoves with the softest steam, revolutionized the Finnish electric stove market. Over the years, Mondex has invested in product development and introduced several models of electric and wood stoves to the market, with the goal of offering perfect baths for every sauna. In 2022, we launched our first Wi-Fi-controlled stoves, and we also manufacture natural-style stone radiators.

Since 2016, Mondex has formed part of Ylivieska-based Premec Oy. Being Finnish is important to us, and all our products are designed, manufactured and assembled at the modern Premec Oy factory in Ylivieska. Our products also carry the Finnish Avainlippu label.

Mondex's products combine the pride and traditions of Finnish sauna culture with decades of experience, modern technology and extensive know-how. In 2022, Premec Oy joined the Oy Darekon Ltd group, offering stability and strength to Mondex's growth. For us at Mondex, it's important to continue looking to the future and be part of the ever evolving, modern Finnish sauna culture!





CONTENTS

| | |
|---|----|
| Mondex – Perfect sauna baths from Ylivieska | 2 |
| E2 controller | 4 |
| E2 Wi-Fi | 6 |
| Stoves | 8 |
| Tahko M | 8 |
| Tahko E2 | 10 |
| Kaira E2 | 12 |
| Rakka M & E2 | 14 |
| Aura E2 | 16 |
| Kalla E2 | 18 |
| Teno M & E2 | 20 |
| Kymi M | 22 |
| Ahti M & Ukko M | 24 |
| Louhi E2 & Hiisi E2 | 26 |
| Klapi | 28 |
| Motti | 30 |
| Stone radiators | 32 |
| Accessories | 34 |
| Stove technical specifications | 35 |

CALCULATION GUIDE FOR MONDEX STOVES

You can calculate the volume of your sauna by multiplying its height by its surface area. Add to this volume the surface area of windows, glass doors and stone surfaces.

Window, glass door and stone surfaces:
 $1 \text{ m}^2 = 1.2 \text{ m}^3$. Log surfaces: $1 \text{ m}^2 = 1.5 \text{ m}^3$.

MONDEX TAHKO E2



E2 CONTROLLER

With the Mondex E2 collection controller, you can regulate the temperature of your sauna to an accuracy of one degree Celsius.

On the controller display you can see the set temperature, the temperature inside the sauna, the on-time of the stove and other useful information. The controller can be installed inside the sauna room, or, for example, in the changing room, directly in the mounting box.

A HOT SAUNA, READY FOR YOU

Your stove can be scheduled to switch on up to 24 hours in advance, so that it's hot as soon as you get home.

SAFE USE

The controller keypad-locking function ensures child-safe use of the stove.

THE RIGHT COLOUR FOR YOUR SAUNA INTERIOR

The controller is available in two colours, black and white, to perfectly fit the interior of your sauna.

FLEXIBLE INSTALLATION

Equipped with a 10-metre controller cable (20-metre cable available as an option). The sensor cable comes in a standard length of 4 meters (optionally available as a 10-metre version).



Controller. Available in black or white.



Temperature sensor. Available in black or white.

E2 CONTROLLER FEATURES

- Number display
- Temperature adjustable to one degree Celsius
- Easy to use
- Safety lock
- 24 h timer
- The intelligent heating feature learns and maintains the desired temperature according to use
- Can also be installed in a mounting box (e.g. next to light switches)
- Comes in black as standard, but also available in white
- Equipped with a 10-metre controller cable as standard



WI-FI IN THE SAUNA

The E2 collection is also available as a Wi-Fi version (sold separately). In addition to the controller Wi-Fi receiver, a door sensor is included to be installed in the sauna. The stove can then be controlled via Wi-Fi (e.g. on a smartphone, a tablet or computer). For this feature, a Wi-Fi connection is needed.

READY FOR YOU, ANYTIME

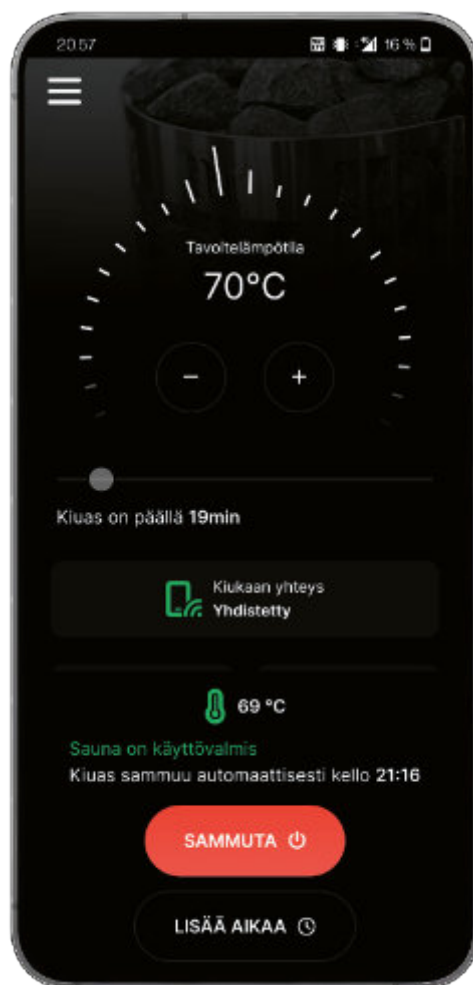
You can turn the stove on directly from your sofa or while jogging in the forest. The sauna will be hot when you want it. You can also increase how long the sauna is heated for, check the temperature inside the sauna and the power used by the heating resistors, and change the desired temperature remotely.

SAFETY AT HOME

The included door sensor helps prevent accidents by detecting the opening of the sauna door before heating begins.

MORE DATA ABOUT YOUR STOVE

Mondex E2 Wi-Fi stove diagnostic data gives you insights into how many times your stove has been used, total operating time, the amount of electricity consumed, and when the stones should be replaced.



Mondex user interface on a smartphone.



Controller + Wi-Fi. Available in black or white.

WI-FI CONTROL REQUIREMENTS

- Wi-Fi connection
- Device to install the app: smartphone, tablet or computer

FEATURES OF THE E2 WI-FI CONTROLLER

- Stove can be controlled from an app on a smartphone, tablet or computer
- Temperature, on-time, and timer can be controlled remotely
- Monitors temperature inside the sauna and remaining on-time
- Provides insights into power consumption of heating resistors
- Counts the number of times stove has been used
- Contains sauna diary
- Reminds user to replace stove stones
- Allows users to monitor the electricity consumption of their stove and, by entering their electricity tariff, heating costs
- Includes a door sensor that increases safety

TAHKO M

The Tahko M stove combines our high quality with an affordable price. This floor stove with mechanical control offers versatile baths: by throwing water on the side or top of the stove, you can adjust the quality of the steam from soft and mild to hot and strong.

The space-efficient Tahko M is a perfect solution for smaller saunas. There is also a more powerful option for larger saunas.

Choose a perfect fit for your sauna from two stylish colour options!



Stainless steel

Black

DIMENSIONS AND WEIGHTS

| | |
|--------------------------------------|----------------------|
| Sauna room size for 6.6 kW | 6-9 m ³ |
| Sauna room size for 9.0 kW | 8-15 m ³ |
| Sauna room size for 10.5 kW | 12-22 m ³ |
| Diameter for 6.6 kW and 9.0 kW | 32 cm |
| Diameter for 10.5 kW | 37 cm |
| Height for 6.6 kW and 9.0 kW | 85 cm |
| Height for 10.5 kW | 110 cm |
| Stone capacity for 6.6 kW and 9.0 kW | approx. 80 kg |
| Stone capacity for 10.5 kW | approx. 140 kg |

COLOUR OPTIONS



ACCESSORIES



Embedding flange, Tahko



Riser, Tahko



Safety rail, Tahko



Protective wall, Tahko

A QUALITY FLOOR STOVE
AT AN AFFORDABLE PRICE



A POPULAR CHOICE

TAHKO E2 / E2 WIFI

The Tahko E2 floor stove is available in several different power ratings. The renewed, easy-to-use E2 controller allows you to efficiently heat your sauna to the desired temperature to an accuracy of one degree Celsius. Embedding the stove in the sauna bench structure gives you more freedom in the design of your sauna room. The embedding flange is sold separately.

Tahko E2 is also available with Wi-Fi control. The stove controller can be placed in the sauna room, in the changing room or even in a light switch mounting box. Choose a perfect fit for your sauna from two stylish colour options!



Stainless steel



Black



DIMENSIONS AND WEIGHTS

| | |
|--------------------------------------|----------------------|
| Sauna room size for 6.6 kW | 6–9 m ³ |
| Sauna room size for 9.0 kW | 8–15 m ³ |
| Sauna room size for 10.5 kW | 12–22 m ³ |
| Diameter for 6.6 kW and 9.0 kW | 32 cm |
| Diameter for 10.5 kW | 37 cm |
| Height for 6.6 kW and 9.0 kW | 85 cm |
| Height for 10.5 kW | 110 cm |
| Stone capacity for 6.6 kW and 9.0 kW | approx. 80 kg |
| Stone capacity for 10.5 kW | approx. 140 kg |



Controller. Cable length: 10 m. A 20 m cable is also available.



Temperature sensor. Cable length: 4 m. A 10 m cable is also available.

COLOUR OPTIONS



ACCESSORIES



Embedding flange, Tahko



Riser, Tahko



Protective wall, Tahko



Safety rail, Tahko

KAIRA E2 / E2 WIFI

Mondex Kaira is a versatile floor stove equipped with a generous 100 kg of stones. **The stove can be free-standing or embedded in the sauna benches without any accessories.**

Thanks to its unique structure, Kaira blends in perfectly with the sauna benches, effectively covering the opening on the bench. The required safety distance from the sauna bench

structure is only 4 mm, and the size of the installation opening is 343 mm. A removable top makes it easier to change the stones.

The renewed, easy-to-use Kaira E2 controller allows you to efficiently heat your sauna to the desired temperature to an accuracy of one degree Celsius. The stove is also available with Wi-Fi control.



Stainless steel



Black

Kaira with embetting flange (included in delivery).



Stainless steel



Black

Kaira is also suitable without embetting flange to be installed in free space.

DIMENSIONS AND WEIGHTS


| | |
|---|---------------------|
| Sauna room size for 6.6 kW | 6–9 m ³ |
| Sauna room size for 9.0 kW | 8–15 m ³ |
| Stove diameter for 6.6 kW and 9.0 kW | 33,5 cm |
| Installation opening diameter for 6.6 kW and 9.0 kW | 34,3 cm |
| Height for 6.6 kW and 9.0 kW | 113 cm |
| Stone capacity | 100 kg |

COLOUR OPTIONS



A VERSATILE FLOOR STOVE

ACCESSORIES



Safety rail, Kaira



Controller. Cable length: 10 m.
A 20 m cable is also available.



Temperature sensor. Cable length: 4 m. A 10 m cable is also available.

THE ORIGINAL SPIRIT OF THE SAUNA



RAKKA M & E2 / E2 WIFI

Rakka is a unique stove design. Its patented structure emphasises the natural, rough beauty of the stones. The stove has no net, and water can be thrown anywhere on the stove.

Thanks to the structure of the stove and the large number of stones, you get to enjoy long-lasting, moist steam, just like in a wood-burning sauna. Rakka is available in several different power ratings suitable for both small and larger saunas.

The renewed, easy-to-use E2 controller allows you to efficiently heat your sauna to the desired temperature to an accuracy of one degree Celsius. The E2 model stove is also available with Wi-Fi control. Alternatively, a more traditional, easy-to-use mechanical control can be used.



Controller. Cable length: 10 m. A 20 m cable is also available.



Temperature sensor. Cable length: 4 m. A 10 m cable is also available.

DIMENSIONS AND WEIGHTS

| | |
|--------------------------------------|----------------------|
| Sauna room size for 6.6 kW | 6–9 m ³ |
| Sauna room size for 9.0 kW | 8–15 m ³ |
| Sauna room size for 10.5 kW | 12–25 m ³ |
| Diameter for 6.6 kW and 9.0 kW | 40 cm |
| Diameter for 10.5 kW | 50 cm |
| Height | 110 cm |
| Stone capacity for 6.6 kW and 9.0 kW | 130 kg |
| Stone capacity for 10.5 kW | 200 kg |


ACCESSORIES



Embedding flange, Rakka



Riser, Rakka



Safety rail, Rakka



EFFICIENT USE OF SPACE



AURA E2 / E2 WIFI

The Mondex **Aura corner stove saves space in the sauna, thanks to its ingenious installation method.** Installed in the corner of the sauna, the stove makes efficient use of space.

As the legs of the stove bear its weight, the stove can be installed directly on a panel wall or similar. The Aura stove can also be embedded in the sauna bench structure, saving even more space.

The modern and streamlined design of the Aura stove gives your sauna a stylish look. The stove's impressive 70 kg stone capacity allows for a variety of steams by throwing water either on the front or top of the stove.

The renewed, easy-to-use E2 controller allows you to efficiently heat your sauna to the desired temperature to an accuracy of one degree Celsius. The stove is also available with Wi-Fi control. Choose a perfect fit for your sauna from two stylish colour options.



Stainless steel

Black

DIMENSIONS AND WEIGHTS

| | |
|----------------------------|---------------------|
| Sauna room size for 6.6 kW | 5-9 m ³ |
| Sauna room size for 9.0 kW | 8-15 m ³ |
| Width | 40,5 cm |
| Depth | 31 cm |
| Height | 101 cm |
| Stone capacity | 70 kg |

COLOUR OPTIONS



Controller. Cable length: 10 m. A 20 m cable is also available.



Temperature sensor. Cable length: 4 m. A 10 m cable is also available.

ACCESSORIES



Embedding flange, Aura



Embedding flange, Aura



Riser, Aura

KALLA E2 / E2 WIFI

Mondex Kalla is a wall-mounted floor stove that takes up only a small amount of space in your sauna. Kalla is a perfect fit for smaller saunas, when you want to enjoy both great baths and a beautiful design.

As the legs of the stove bear its weight and no safety distance is required for the backside of the Kalla stove, the stove can be installed directly on a panel wall or similar. Kalla can also be embedded in the sauna bench structure using an embedding flange.

The renewed, easy-to-use E2 controller allows you to efficiently heat your sauna to the desired temperature to an accuracy of one degree Celsius. The stove is also available with Wi-Fi control. Choose the right model for your sauna and enjoy both great design and functionality!

DIMENSIONS AND WEIGHTS

| | |
|----------------------------|---------------------|
| Sauna room size for 6.6 kW | 6-9 m ³ |
| Sauna room size for 9.0 kW | 8-14 m ³ |
| Width | 35 cm |
| Depth | 30,4 cm |
| Height | 103 cm |
| Stone capacity | 80 kg |



Controller. Cable length: 10 m. A 20 m cable is also available.



Temperature sensor. Cable length: 4 m. A 10 m cable is also available.

LISÄVARUSTEET



Embedding flange, Kalla



Embedding flange, Kalla



Stainless steel



Black

COLOUR OPTIONS



A FLOOR STOVE FOR
A SMALL SPACE



NOPEASTI LÄMPENEVÄ SEINÄKIUS

TENO M

Mondex Teno M is an all-time favourite wall stove! The stylish, perforated stainless steel casing, combined with a generous 40 kg stone capacity, guarantees versatile baths for every sauna user. Thanks to its unique spiral resistors, the Teno stove heats up particularly quickly.

You can enjoy a soft, gentle steam or make it hotter by throwing water either on the sides or top of the stove. The control switches can be installed on either side of the stove.



Stainless steel



Black

DIMENSIONS AND WEIGHTS

| | |
|----------------------------|---------------------|
| Sauna room size for 6.6 kW | 6–9 m ³ |
| Sauna room size for 9.0 kW | 8–13 m ³ |
| Width | 41 cm |
| Depth | 29 cm |
| Height | 63 cm |
| Stone capacity | 40 kg |

COLOUR OPTIONS



ACCESSORIES



Embedding flange, Teno



Embedding flange, Teno

TENO E2 / E2 WIFI

Mondex Teno E2 is a fast-heating wall stove with a separate controller. Thanks to its unique spiral resistors, the Teno stove heats up particularly quickly, and the stove's 40 kg stone capacity guarantees an all-round heat in the entire sauna room.

The stove can be embedded in the sauna bench structure, taking up very little space in the sauna. The wall-mounted structure leaves the floor under the Teno stove free, making it easier to clean. The embedding flange is sold separately.



Controller. Cable length: 10 m. A 20 m cable is also available.



Temperature sensor. Cable length: 4 m. A 10 m cable is also available.



Stainless steel



Black

The renewed, easy-to-use E2 controller allows you to efficiently heat your sauna to the desired temperature to an accuracy of one degree Celsius. The stove is also available with Wi-Fi control. Choose a perfect fit for your sauna from two stylish colour options.

DIMENSIONS AND WEIGHTS

| | |
|----------------------------|---------------------|
| Sauna room size for 6.6 kW | 6–9 m ³ |
| Sauna room size for 9.0 kW | 8–13 m ³ |
| Width | 41 cm |
| Depth | 29 cm |
| Height | 63 cm |
| Stone capacity | 40 kg |

COLOUR OPTIONS



ACCESSORIES



Embedding flange, Teno



Embedding flange, Teno




KYMI M

Mondex Kymi is a traditional wall stove with a modern design. Kymi brings a new look to your sauna room, offering a versatile sauna bathing experience. The perforated front casing, together with 30 kg of stones, allows for a well-rounded heat in the entire sauna room.

You can enjoy a soft, gentle steam or make it hotter by throwing water either on the front or top of the stove. Thanks to the perforated front casing, the heat reaches all the way to your feet. This stove is a good fit even for smaller saunas, as only small safety distances are required.

The control switches can be installed on either side of the Kymi stove, making it easier to install. The Kymi stove is available in two colours: stainless steel and black.



Stainless steel

Black

DIMENSIONS AND WEIGHTS

| | |
|----------------------------|---------------------|
| Sauna room size for 6.0 kW | 5-7 m ³ |
| Sauna room size for 8.0 kW | 7-12 m ³ |
| Width | 37 cm |
| Depth | 31 cm |
| Height | 55 cm |
| Stone capacity | 30 kg |

COLOUR OPTIONS



A MODERN AND VERSATILE WALL STOVE



THE ORIGINAL SOAPSTONE STOVE



AHTI M

Steel and Finnish soapstone are combined in the design of the Mondex Ahti. This genuine soapstone stove offers a moist, oxygen-rich steam every time you bathe.

The durable stainless steel, combined with the simple and smooth soapstone, give a classic and timeless look to your sauna.



Ahti

UKKO M

Mondex Ukko brings the Finnish bedrock – soapstone – to your sauna. The combination of rough and smooth soapstone emphasises the natural beauty of the stones.

This soapstone stove offers a moist, oxygen-rich steam, making your sauna experience especially enjoyable.



Ukko

DIMENSIONS AND WEIGHTS

| | |
|-----------------------------|---------------------|
| sauna room size for 6.0 kW | 5-8 m ³ |
| sauna room size for 8.0 kW | 7-12 m ³ |
| width for 6.0 kW and 8.0 kW | 42 cm |
| depth for 6.0 kW | 25 cm |
| depth for 8.0 kW | 30 cm |
| height for 6.0 kW | 91 cm |
| height for 8.0 kW | 101 cm |
| Stone capacity for 6.0 kW | 41 kg |
| Stone capacity for 8.0 kW | 55 kg |

The Mondex Ahti and Ukko are both wall-mounted floor stoves that can be attached directly to a panel wall, as no safety distance is required on the backside. This leaves more space for sauna benches.

Both stoves have traditional, easy-to-use mechanical control. The control switches can be installed to the right or left, making installation more convenient.

ACCESSORIES



Riser legs



Embedding flange, Ahti/Ukko



Corner fitting

LOUHI E2 / E2 WIFI

The Mondex Louhi is the right choice when you want to enjoy your sauna to the maximum. Rough Finnish soapstone and advanced technology come together in this elegant stove. The soapstone stove is known for its ability to heat up evenly throughout its length and offers moist and oxygen-rich steam baths every time.



Louhi

HIISI E2 / E2 WIFI

The Mondex Hiisi gives you the ultimate sauna experience. Rough Finnish soapstone, elegant black granite and advanced technology come together in this renowned stove. The soapstone stove is known for its ability to heat up evenly throughout its length and offers moist and oxygen-rich steam baths every time.



Hiisi

DIMENSIONS AND WEIGHTS

| | |
|----------------------------|---------------------|
| Sauna room size for 6.6 kW | 5–9 m ³ |
| Sauna room size for 9.0 kW | 7–13 m ³ |
| Width | 42 cm |
| Depth | 30 cm |
| Height | 98 cm |
| Stone capacity | 65 kg |

ACCESSORIES



Embedding flange, Ahti/Ukko



Corner fitting



LED lights to be installed behind the stove



Riser legs

The Louhi and Hiisi are both wall-mounted floor stoves that can be attached directly to a panel wall or similar, as no safety distance is required on the backside. This leaves more space for sauna benches.



Controller. Cable length: 10 m. A 20 m cable is also available.




Temperature sensor. Cable length: 4 m. A 10 m cable is also available.

The renewed, easy-to-use E2 controller allows you to efficiently heat your sauna to the desired temperature to an accuracy of one degree Celsius. Both stoves are also available with Wi-Fi control.

THE ULTIMATE SOAPSTONE STOVE





A WOOD-BURNING STOVE
WITH GENEROUS HEAT

KLAPI

Thanks to its beautiful round design, 70 kg stone capacity and perforated outer casing, the Mondex Klapı stove offers a wide range of heat for every taste. Choose the perfect model for your sauna from two colour options!

The optimally sized Klapı has small safety distances, making it an excellent choice for smaller and wood-heated saunas alike. Klapı is an eco-friendly and safe choice.

Its three-channel combustion technology heats up the stove quickly with low emission. The Klapı stove can be connected to the flue either from the top or back. The unique mechanical regulator allows you to increase or decrease air flow as needed. The furnace door can be installed with the handle on either the right or left.

A stone basket for the top-mounted flue is available as an accessory, allowing for an even more enjoyable sauna experience

DIMENSIONS AND WEIGHTS

| | |
|-----------------|---------------------|
| Sauna room size | 8–16 m ³ |
| Height | 75 cm |
| Diameter | 46 cm |
| Flue connection | 11.5 cm |
| Stone capacity | 70 kg |

COLOUR OPTIONS



ACCESSORIES



Tray for wood-burning stove



Stone basket for flue



Stainless steel



Black



MOTTI

A modern wood-burning stove for your home, cottage or outdoor sauna. Thanks to the 60 kg stone mass and perforated front casing of the stove, you can be sure to enjoy a well-rounded heat.

A traditional wood-burning stove, Motti can be equipped with an optional water tank to heat up the washing water along with the stove. It is available to be purchased for either the left or right side of the stove. The furnace door can be installed with the handle on either the right or left.

The stove can be connected to the flue either from the top or back and uses a standard 115 mm flue connection that makes it easier to install.

The three-channel combustion technology – a state-of-the-art feature in modern wood-burning stoves – reduces particulate pollutants and increases the efficiency of the stove. You can quickly heat the stove to the desired temperature and enjoy a versatile sauna bathing experience. Thanks to the large number of stones, the heat is stored in the stone mass, which allows you to take a sauna even after the fire has burned out.

A stone basket for the top-mounted flue is available as an accessory, allowing for an even more enjoyable sauna experience.



Stainless steel

Black



DIMENSIONS AND WEIGHTS

| | |
|--------------------------|----------------------|
| Sauna room size | 12–22 m ³ |
| Width | 49,2 cm |
| Width (water tank model) | 62,5 cm |
| Height | 84 cm |
| Depth | 51,3 cm |
| Flue connection | 11,5 cm |
| Stone capacity | 60 kg |

COLOUR OPTIONS



ACCESSORIES



Tray for wood-burning stove



Stone basket for flue

Motti stoves with stone baskets: stainless steel and black. A water tank is installed on the stainless steel model.



EVEN HEAT, WITH STYLE



STONE RADIATORS



Check the entire selection of stones at www.mondex.fi/en/stone-radiators/stone-radiator

Silent

Mondex stone radiators are designed for people who value high quality. Thanks to their structure and the mass of the stone, our stone radiators are very quiet, guaranteeing a peaceful environment.

Decorative element

The natural stone surface adds a stylish look to your home interior. We offer a wide selection of stone surface materials so you can choose the material that best fits your home. Some of the stones are also available with a matte finish.

Natural, soft heat

The stone mass of these radiators stores heat and releases it evenly. The surface temperature of the stones is evenly distributed, comfortable and lower than in conventional radiators, making it safer to use.

Even heat

The precise electronic thermostat keeps the temperature at its preset value.

How much power do you need?

The power needed to heat a well-insulated apartment is approximately 25 W/m³. In the case of certain wall materials, such as uninsulated timber, 40–50 W/m³ of power is needed.

Mondex stone radiators are equipped with an Ensto smart thermostat and can be easily controlled via a mobile device. The thermostat can be controlled remotely via Bluetooth.

TECHNICAL SPECIFICATIONS

| Power (W) | Height (cm) | Width (cm) | Weight (kg) |
|-----------|-------------|------------|-------------|
| 300 | 30 | 60 | 23 |
| 600 | 30 | 80 | 32 |
| 800 | 30 | 100 | 38 |
| 1000 | 30 | 120 | 47 |
| 1200 | 30 | 120 | 47 |



ACCESSORIES



EMBEDDING FLANGE, TAHKO 6.6 / 9.0 kW

- stainless steel, black
- internal diameter: 39 cm
- external diameter: 50 cm
- required opening size: 46 cm



EMBEDDING FLANGE, TAHKO 10.5 kW

- stainless steel, black
- internal diameter: 45 cm
- external diameter: 57 cm
- required opening size: 50 cm



EMBEDDING FLANGE, RAKKA 6.6/9.0 kW

- internal diameter: 45 cm
- external diameter: 57 cm
- required opening size: 50 cm



EMBEDDING FLANGE, RAKKA 10.5 kW

- internal diameter: 56 cm
- external diameter: 68 cm
- required opening size: 63 cm



EMBEDDING FLANGE, AURA

- stainless steel, black
- interior width: 45.8 cm; exterior width: 58.8 cm
- interior depth: 15 cm; exterior depth: 21.5 cm
- required opening size: width: 54.8 cm; depth: 15.1 cm



EMBEDDING FLANGE, KALLA

- stainless steel, black
- interior width: 41.5 cm; exterior width: 57.5 cm
- interior depth: 33.4 cm; exterior depth: 41.5 cm
- required opening size: width: 50 cm, depth: 38 cm



EMBEDDING FLANGE, TENO

- stainless steel, black
- interior width: 44.5 cm
- exterior width: 58.5 cm
- interior depth: 31 cm
- exterior depth: 38 cm
- required opening size: width: 48.5 cm, depth: 33 cm



EMBEDDING FLANGE FOR SOAPSTONE STOVES

- suitable for all soapstone stoves, as the depth can be reduced by 50 mm
- stainless steel or antique silver
- interior width: 44.5 cm; exterior width: 57.5 cm
- interior depth: 31 cm; exterior depth: 37.5 cm
- required opening size: width: 51.5 cm, depth: 34.5 cm



RISER, TAHKO

- for 6.6 kW and 9.0 kW stoves
- brings the stove out from the bench structure
- raises the height of the stove by 30 cm
- also available for the 10.5 kW model, increasing the height by 25 cm



RISER, RAKKA

- raises the height of the stove by 20 cm
- for 6.6 kW, 9.0 kW and 10.5 kW models



RISER, AURA

- raises the height of the stove by 25 cm
- for 6.6 kW and 9.0 kW stoves



PROTECTIVE WALL, TAHKO

- stainless steel, black
- decreases the safety distance to the casing by 75%
- thickness 3.5 cm

ACCESSORIES



SAFETY RAIL, TAHKO

- attaches to the casing of the stove
- consists of three parts, also available to be purchased individually. The 10.5 kW model is delivered in one piece
- material: black alder



SAFETY RAIL, KAIRA

- attaches to the casing of the stove
- consists of three parts, also available to be purchased individually
- material: black alder



SAFETY RAIL, RAKKA

- attaches to the vertical bars of the stove between the stones
- delivered in one piece
- material: black alder



CORNER FITTING

- for the Ahti/Ukko and Louhi/Hiisi stoves
- enables the stove to be installed in a corner



RISER LEGS FOR SOAPSTONE STOVES

- raises the height of the stove by 20-30 cm (height adjustable)



PAIR OF FEET FOR STONE HEATERS

- enables the stone radiator to be installed away from the wall and to be moved from one place to another



STONE BASKET FOR FLUE

- the stone basket allows use of the heat in the flue
- fits most flues
- stove stones under Ø10 cm
- diameter 25 cm
- height 40 cm



TRAY FOR WOOD-BURNING STOVE

- stainless steel
- width: 49.3 cm, depth: 60 cm, height: 5.4 cm
- e.g. for protecting wooden floors when installing a wood-burning stove
- adjustable feet for easier installation



LED LIGHTS

- for the Louhi and Hiisi stoves
- 4 LEDs
- forms a fan-like light pattern behind the stove



E2 WI-FI PACKAGE

- includes a controller with a Wi-Fi receiver
- includes a door switch
- fits all E2 models
- also available in white



CONTROLLER CABLE

- length 20 m
- suitable for E2 models



SENSOR CABLE

- length 10 m
- suitable for E2 models

STOVE TECHNICAL SPECIFICATIONS

| ELECTROTECHNICAL SPECIFICATIONS | | | | | | STOVE DIMENSIONS | | | | KIUKAAN PAINO | | SAFETY DISTANCE (to combustible material) | | | | |
|---------------------------------|------------|---------|--------|-----------|-----------------|------------------|-------------|------------|----------------------|-------------------|-----------------------|---|-----------|-----------|---------|---------------------------|
| Type | Power (kW) | Voltage | Fuse | Conductor | Sauna Size (m³) | Width (mm) | Height (mm) | Depth (mm) | Adjustable feet (mm) | Total weight (kg) | Weight of stones (kg) | Front (mm) | Side (mm) | Back (mm) | Up (mm) | Minimum sauna height (mm) |
| TAHKO M/E2 | | | | | | | | | | | | | | | | |
| Stainless steel Black | 6.6 | 3N-400V | 3x10 A | 5x1.5S | 6-9 | 320 | 850 | 320 | 30 | 90 | 80 | 100 | 100 | 100 | 770 | 1900 |
| Stainless steel Black | 9.0 | 3N-400V | 3x16A | 5x2.5S | 8-15 | 320 | 850 | 320 | 30 | 90 | 80 | 120 | 120 | 120 | 770 | 1900 |
| Stainless steel Black | 10.5 | 3N-400V | 3x16A | 5x2.5S | 12-22 | 370 | 1100 | 370 | 30 | 155 | 140 | 120 | 120 | 120 | 770 | 2000 |
| KAIRA E2 (*) | | | | | | | | | | | | | | | | |
| Stainless steel Black | 6.6 | 3N-400V | 3x10A | 5x1.5S | 6-9 | 335 | 1130 | 335 | 100 | 120 | 100 | 100 | 100 | 100 | 770 | 1900 |
| Stainless steel Black | 9.0 | 3N-400V | 3x16A | 5x2.5S | 8-15 | 335 | 1130 | 335 | 100 | 120 | 100 | 120 | 120 | 120 | 770 | 1900 |
| RAKKA M/E2 | | | | | | | | | | | | | | | | |
| | 6.6 | 3N-400V | 3x10A | 5x1.5S | 6-9 | 400 | 1100 | 400 | 30 | 140 | 130 | 100 | 100 | 100 | 770 | 2000 |
| | 9.0 | 3N-400V | 3x16A | 5x2.5S | 8-15 | 400 | 1100 | 400 | 30 | 140 | 130 | 120 | 120 | 120 | 770 | 2000 |
| | 10.5 | 3N-400V | 3x16A | 5x2.5S | 12-25 | 500 | 1100 | 500 | 30 | 210 | 200 | 120 | 120 | 120 | 900 | 2000 |
| KALLA E2 | | | | | | | | | | | | | | | | |
| Stainless steel Black | 6.6 | 3N-400V | 3x10A | 5x1.5S | 6-9 | 350 | 1030 | 304 | 100 | 100 | 80 | 100 | 100 | 0 | 850 | 2000 |
| Stainless steel Black | 9.0 | 3N-400V | 3x16A | 5x2.5S | 8-14 | 350 | 1030 | 304 | 100 | 100 | 80 | 120 | 100 | 0 | 870 | 2000 |
| AURA E2 | | | | | | | | | | | | | | | | |
| Stainless steel Black | 6.6 | 3N-400V | 3x10A | 5x1.5S | 5-9 | 405 | 1010 | 310 | 80 | 90 | 70 | 100 | 0 | 0 | 770 | 2000 |
| Stainless steel Black | 9.0 | 3N-400V | 3x16A | 5x2.5S | 8-15 | 405 | 1010 | 310 | 80 | 90 | 70 | 120 | 0 | 0 | 770 | 2000 |
| TENO M/E2 | | | | | | | | | | | | | | | | |
| Stainless steel Black | 6.6 | 3N-400V | 3x10A | 5x1.5S | 6-9 | 410 | 630 | 290 | - | 55 | 40 | 100 | 100 | 0 | 850 | 1900 |
| Stainless steel Black | 9.0 | 3N-400V | 3x16A | 5x2.5S | 8-13 | 410 | 630 | 290 | - | 55 | 40 | 120 | 100 | 0 | 1070 | 1900 |
| KYMI M | | | | | | | | | | | | | | | | |
| Stainless steel Black | 6.0 | 3N-400V | 3x10A | 5x1.5S | 5-7 | 370 | 550 | 310 | - | 45 | 30 | 80 | 100 | 0 | 980 | 1900 |
| Stainless steel Black | 8.0 | 3N-400V | 3x16A | 5x2.5S | 7-12 | 370 | 550 | 310 | - | 45 | 30 | 80 | 100 | 0 | 980 | 1900 |
| AHTI & UKKO M | | | | | | | | | | | | | | | | |
| Ahti & Ukko | 6.0 | 3N-400V | 3x10A | 5x1.5S | 5-8 | 420 | 910 | 250 | 150 | 50 | 24 | 200 | 70 | 0 | 900 | 1900 |
| Ahti & Ukko | 8.0 | 3N-400V | 3x16A | 5x2.5S | 7-12 | 420 | 1010 | 300 | 150 | 65 | 26 | 200 | 100 | 0 | 950 | 1900 |
| LOUHI & HIISI E2 | | | | | | | | | | | | | | | | |
| Louhi & Hiisi | 6.6 | 3N-400V | 3x10A | 5x1.5S | 5-9 | 420 | 980 | 300 | 150 | 75 | 30 | 200 | 50 | 0 | 920 | 1900 |
| Louhi & Hiisi | 9.0 | 3N-400V | 3x16A | 5x2.5S | 7-13 | 420 | 980 | 300 | 150 | 75 | 30 | 200 | 50 | 0 | 970 | 1900 |

*When integrating the stove with the lower casing, the safety distance is 4 mm at the through hole. The diameter of the installation opening is 343 mm.

WOOD-BURNING STOVES

| TECHNICAL SPECIFICATIONS | | | STOVE DIMENSIONS | | | | | | | KIUKAAN PAINO | | SAFETY DISTANCE (to combustible material) | | | | |
|--------------------------|------------|-----------------|------------------|-------------|------------|--------------------------|----------------------|--------------------|-----------------------|-------------------|-----------------------|---|-----------|-----------|---------|---------------------------|
| Type | Power (kW) | Sauna size (m³) | Width (mm) | Height (mm) | Depth (mm) | Flue connection diameter | Adjustable feet (mm) | Furnace cover (mm) | Water tank volume (L) | Total weight (kg) | Weight of stones (kg) | Front (mm) | Side (mm) | Back (mm) | Up (mm) | Minimum sauna height (mm) |
| KLAPI | | | | | | | | | | | | | | | | |
| Klapi | 13 | 8-16 | 460 | 750 | 460 | 115 | 30 | 8 | - | 122 | 70 | 500 | 250 | 250 | 1250 | 1900 |
| MOTTI | | | | | | | | | | | | | | | | |
| Motti | 22 | 12-22 | 492 | 840 | 513 | 115 | 30 | 8 | - | 140 | 60 | 500 | 300 | 300 | 1350 | 1900 |
| Motti+Water tank. | 22 | 12-22 | 625 | 840 | 513 | 115 | 30 | 8 | 20 | 145 | 60 | 500 | 300** | 300 | 1350 | 1900 |

**150 mm on the side of the water tank.

The safety distances are measured from the outer surfaces of the product.



Premec Oy / Kettukallionkatu 4 / 84100 Ylivieska / Finland / info@mondex.fi / www.mondex.fi/en

